

## Market Selector

Local Association  
Bryan/College Station Regional A..

Market Type  
County

Market Name  
Brazos County

Frequency  
Monthly

Date  
June 2024

Property Type  
Single Family

Construction Type  
All (Existing & New)

## June 2024 Market Statistics - Brazos County

**Median Price**  
**\$332,950**  
▲ 3.4% YoY

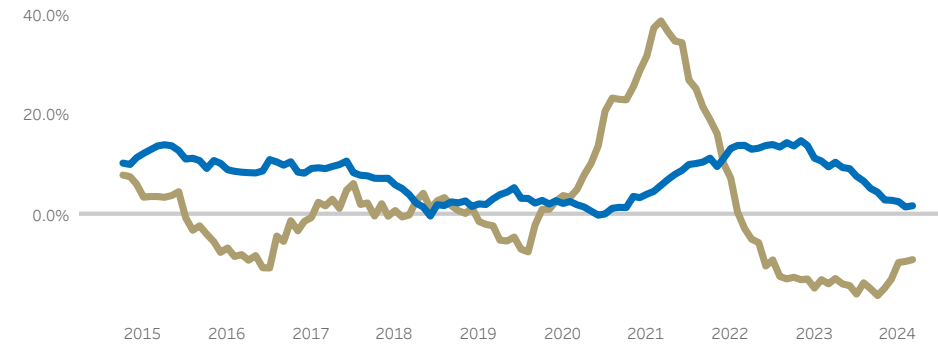
**Closed Sales**  
**227**  
▼ -15.6% YoY

**Active Listings**  
**828**  
▲ 46.0% YoY

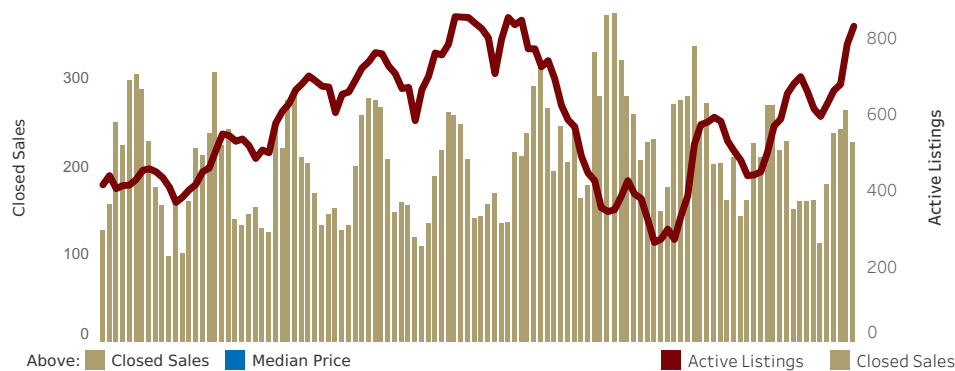
**Months Inventory**  
**4.3**  
▲ 1.6 YoY



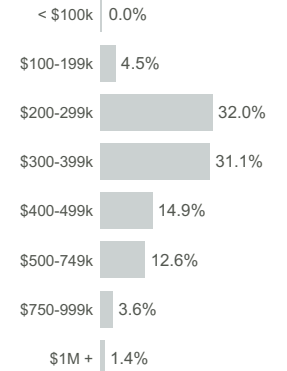
### GROWTH TREND FOR CLOSED SALES AND MEDIAN PRICE



### CLOSED SALES AND ACTIVE LISTINGS



### PRICE DISTRIBUTION



### HOME VALUATION STATS

**Median Price/Sq Ft**  
**\$191.64**  
▲ 0.8% YoY

**Median Home Size**  
**1,810** sq ft

**Median Year Built**  
**2014**

**Close/Original List**  
**97.7%**

### TRANSACTION TIME STATS

**Days on Market**  
**50**

7 days more than June 2023

**Days to Close**  
**36**

2 days less than June 2023

**Total Days**  
**86**

5 days more than June 2023



© 2024 Texas REALTORS® - Data used in this report come from the Texas REALTOR® Data Relevance Project, a partnership among Texas REALTORS® and local REALTOR® associations throughout the state. Analysis provided through a research agreement with the Real Estate Center at Texas A&M University.